


Cambridge

Young Learners English Tests

# Starters

ANSWER BOOKLET



# Contents

Introduction .....	3
Test 1 Answers .....	5
Test 2 Answers .....	11
Test 3 Answers .....	17
Test 4 Answers .....	23
Starters Vocabulary List .....	29



# Introduction

Cambridge Young Learners English (YLE) is designed to offer a comprehensive approach to testing the English of learners in primary and lower secondary education. The tests include three key levels of assessment: *Starters*, *Movers* and *Flyers*, which together form a bridge to take children learning English as a second language from beginner to basic user level (CEFR level A2). The exams accurately and consistently test all four language skills – reading, writing, listening and speaking, and are based on realistic tasks and situations so that preparing for their exam gives learners real-life language skills.

## About *YLE Starters*

*YLE Starters* is the first level in the system. Test instructions are very simple and consist only of words and structures specified in the syllabus.

## About the Tests

The complete test lasts for less than an hour and has the following components: Listening, Reading & Writing, and Speaking.

Paper	Length	Number of parts	Number of questions
Listening	approx. 20 minutes	4	20
Reading & Writing	20 minutes	5	25
Speaking	approx. 3-5 minutes	4	-

Candidates need a pen or pencil for the Reading & Writing paper, and coloured pens or pencils for the Listening paper. All answers are written on the question papers.


Paper	Part	Main skill focus	Input	Expected response
<b>Listening</b> 20 minutes	1	listening for names and descriptions	picture, names and dialogue	draw lines to match names to people in a picture
	2	listening for numbers and spellings	form or page of notepad with missing words and dialogue	write words or numbers in gaps
	3	listening for specific information of various kinds	3-option multiple-choice pictures and dialogues	tick box under correct picture
	4	listening for words, colours and prepositions	picture and dialogue	carry out instructions; locate objects and colour correctly(range of colours is black, blue, brown, green, grey, orange, pink, purple, red, yellow)
<b>Reading &amp; Writing</b> 20 minutes	1	reading short sentences and recognising words	words, pictures and sentences	tick or cross to show if sentence is true or false
	2	reading sentences about a picture and writing one-word answers	picture and sentences	write 'yes' / 'no'
	3	spelling of single words	pictures and sets of jumbled letters	write words
	4	reading a text and copying words	cloze text, words and pictures	choose and copy missing words
	5	reading questions about a picture story and writing one-word answers	story presented through three pictures and questions	write one-word answers to questions
<b>Speaking</b> 3-5 minutes	1	understanding and following spoken instructions	scene picture and object cards	point to the correct part of the picture
	2	understanding and following spoken instructions	scene picture	respond to questions about the picture
	3	understanding and following spoken instructions	four object cards	answer questions with short answers
	4	understanding and responding to personal questions	no visual prompt	answer questions with short answers

## Test 1 Answers

### Listening Test

#### Part 1

- 1 Jill and the girl listening to music.
- 2 Kim and the girl under the desk.
- 3 Hugo and the boy writing on the board.
- 4 Eva and the girl with books next to her chair.
- 5 Bill and the boy in the white trousers.



#### Part 2

- 1 Mark 2 8 3 Lime 4 7 5 1


#### Part 3

- 1 A 2 B 3 A 4 C 5 A

#### Part 4

- 1 Colour the book next to the boy who is sitting — blue
- 2 Colour the book under the cap — yellow

- 3 Colour the book in the girl's hands who is in front of the small bookcase — purple
- 4 Colour the book that the two girls sitting on the floor are reading — green
- 5 Colour the book behind the tall woman — brown



### TRANSCRIPT

Hello. This is the Cambridge English Starters Listening Test.

#### Part 1 <sup>CD1</sup> 02

Look at Part 1. Now look at the picture. Listen and look. There is one example.

- Girl Dad, these are my friends in the classroom.  
 Man Oh, yes. Who's that? The boy with some crayons on his desk.  
 Girl That's Alex. He's drawing with his crayons. Alex likes drawing animals.  
 Man That's fantastic!

Can you see the line? This is an example. Now you listen and draw lines.

#### 1

- Man One girl is listening to music. Who's that?  
 Girl The girl with long brown hair?  
 Man Yes. Is her name Jill?

## Test 1 Answers

Girl Yes, that's Jill. Jill likes music and she can sing many songs.  
Man Good. I like singing, too.

2

Man There's a girl here, too. She is under the desk!  
Girl Yes, she's funny. Her name is Kim.  
Man What is Kim doing under the desk?  
Girl Mm ... I don't know. Picking up her pens? Playing a game?

3

Man And what's the boy's name? He's writing on the board.  
Girl That's Hugo. He's fantastic in my class.  
Man Can Hugo answer the questions from your teachers?  
Girl Yes, his answers are correct.

4

Man Look! There's Eva. I know her. She's your friend, right?  
Girl Yes, I like talking to Eva.  
Man She has got lots of books next to her chair.  
Girl Eva likes reading and she tells me many stories.

5

Man Is that a computer for you children in the classroom?  
Girl That's Bill's computer.  
Man Oh, is Bill the boy in the white trousers?  
Girl Yes, that's right.

*Now listen to Part 1 again.*

[The recording is repeated.]

*That is the end of Part 1.*

### Part 2

CD1  
03

*Look at the picture. Listen and write a name or a number. There are two examples.*

Man Hello! Is your name Kim?  
Girl Yes! That's right.  
Man Can you spell that for me, Kim?  
Girl OK. It's K-I-M.  
Man Thank you.  
Man How old are you, Kim?  
Girl I'm nine years old.

Man Nine!  
Girl Yes, I'm a big girl now.

*Can you see the answers?*

*Now you listen and write a name or a number.*

1

Man Is this your classmate, Kim?  
Girl No, he's my brother.  
Man OK. Can you tell me his name?  
Girl Yes, Mark. He's Mark.  
Man Is that M-A-R-K?  
Girl Yes, that's right.

2

Man Is he a good boy at home?  
Girl Yes, he is. We play a lot of games.  
Man That's nice. How old is he?  
Girl He is eight. And I'm nine.  
Man Eight?  
Girl Yes.

3

Man Who do you live with, Kim?  
Girl I live with my family.  
Man Where do you live?  
Girl On Lime Street.  
Man I know that street. Is that L-I-M-E?  
Girl Yes, it's a beautiful street.

4

Man How many people do you live with?  
Girl Seven people.  
Man Seven?  
Girl In my family, I have my mum, my dad, my brother, my baby sister, my grandma and grandpa.  
Man OK. I understand.

5

Man You've got a BABY sister?  
Girl Yes, she's very young.  
Man Oh, how old is she?  
Girl She is only one.  
Man Pardon?  
Girl One!  
Man Wow! She IS a baby.

*Now listen to Part 2 again.*

[The recording is repeated.]

*That is the end of Part 2.*

**Part 3** <sup>CD1</sup> 04

Look at the pictures. Now listen and look. There is one example.

Where is Lucy?

Boy Mum, where is Lucy? Is she in her room?  
 Woman No, isn't she in the kitchen?  
 Boy No ... There she is, in the living room.  
 Woman Yes and she's sleeping on the sofa.

Can you see the tick?

Now you listen and tick the box.

**1** What has Ben got for lunch?

Man Ben, would you like some fruit for lunch?  
 Boy No, not today. Can I have some meatballs?  
 Man OK. Do you want juice or milk with them?  
 Boy Mm ... Water is good.

**2** What is Grandma doing?

Girl Dad, is Grandma making a cake?  
 Man No, that's your mum. Grandma is in the garden.  
 Girl Is she enjoying the sun in the garden?  
 Man No, she's talking on the phone.

**3** Which is Mark's favourite book?

Woman Mark, there are some books here. Look! This one is about fish.  
 Boy Yes, and this book is about bees.  
 Woman Is it your favourite?  
 Boy No, I like that, the one about jellyfish. They are beautiful.

**4** Which is Ann's teddy?

Man Is your teddy in a red T-shirt, Ann?  
 Girl No, my teddy is wearing a yellow one.  
 Man Has it got some glasses?  
 Girl Yes, it has got big blue glasses. Look!

**5** What can the monkey do?

Girl Does your monkey like the new ball?  
 Woman Yes, it does, and it can throw the ball.  
 Girl Really? Can it bounce the ball or kick it?  
 Woman Ha ha, no, it cannot do those things.

Now listen to Part 3 again.

[The recording is repeated.]

That is the end of Part 3.

**Part 4** <sup>CD1</sup> 05

Look at the picture. Listen and look. There is one example.

Boy Look! It's a bookshop.  
 Woman Yes, the boys and girls are reading.  
 Boy The tall woman is holding a BIG book.  
 Woman Yes, it is big. Can you colour the big book red?  
 Boy Red? OK, I'm doing that now.

Can you see the red book in the woman's hands?

This is an example.

Now you listen and colour.

**1**

Woman Can you see the boys?  
 Boy Yes, there are two.  
 Woman One boy is sitting. There's a book next to him.  
 Boy Yes, I can see the book next to the boy. Can I colour it blue?  
 Woman Yes, please.

**2**

Boy There's a book under a baseball cap.  
 Woman Right. Do you want to colour it?  
 Boy Can I do it yellow? It's my favourite colour.  
 Woman OK, then. Please colour the book under the cap yellow.

**3**

Woman And look over there. Can you see the small bookcase?  
 Boy Yes, a girl is in front of it. She's got a book.  
 Woman Can you colour it purple?  
 Boy Pardon?  
 Woman The girl in front of the short bookcase. Colour her book purple.  
 Boy OK, I'm doing it now.

**4**

Woman There are two girls. They're sitting on the floor.  
 Boy And they're reading one book.  
 Woman That's right. Colour the book green.  
 Boy OK, I'm colouring the two girls' book green.  
 Woman Thanks!

## Test 1 Answers

5

Boy Can you see the book behind the woman?  
 Woman Oh, I can see it.  
 Boy Brown is a good colour for it.  
 Woman OK, you can colour the book behind the tall woman brown.  
 Boy I like the picture.

*Now listen to Part 4 again.*

[The recording is repeated.]

*That is the end the Starters Listening Test.*

### Part 2

1 no 2 yes 3 no 4 yes 5 no

### Part 3

1 bear 2 zebra 3 lizard 4 sheep 5 donkey

### Part 4

1 brown 2 tail 3 small 4 foods 5 ride

### Part 5

1 bed 2 chair 3 trains 4 singing  
 5 man/dad/father

## Reading and Writing Test








### Part 1

1 ✓ 2 ✗ 3 ✓ 4 ✗ 5 ✓

## Speaking Test

For the recordings of what the examiner says, you may play the following tracks in CD1. They can be used to simulate the test.

 for the opening part and part 1.  for part 2.  for part 3.  for part 4.

Part	Examiner does this:	Examiner says this:	Minimum response expected from child:	Back-up questions:
	Usher brings in and introduces candidate to examiner.			
	Candidate enters.	<p> <b>Hello. My name's Mark/Mr Jones.</b></p> <p> <b>What's your name?</b></p>	<p><b>Hello.</b></p> <p><b>(name)</b></p>	<b>Is your name (child's name)?</b>
1	Open Candidate booklet and point to <b>Scene</b> picture.	 <b>Look at this. This is a zoo. The boy is painting.</b>		
	Point to the tree in <b>Scene</b> picture.	 <b>Here's the tree.</b>		
		 <b>*. Where's the snake?</b>	Points to items in picture.	<b>Is this the snake?</b>
		 <b>Where are the hippos?</b>		<b>Are these the hippos?</b>



	Point to <b>Object</b> cards.	Now look at these.		
		Which one is the meat?	Points to <b>Object</b> card.	Is this the meat? (pointing to meat)
		I'm putting the meat under the tree.		
		Now you put the meat in front of the tiger.	Puts <b>Object</b> card in place.	Where is the tiger? <u>In front of the tiger.</u>
		Which one is the dress/camera?	Points to <b>Object</b> card.	Is this the dress/camera? (pointing to dress/camera)
		Put the dress/camera between the elephants.	Puts <b>Object</b> card in place.	Where are the elephants? <u>Between the elephants.</u>
2 CD1 11	Remove <b>Object</b> cards and point to the cap on the boy's head in <b>Scene</b> picture.	Now, *, what's this?	cap	Is it a cap?
		What colour is it?	blue	Is it purple? Blue?
		How many caps are there?	four	Are there three? Four?
	Point to the <b>woman</b> .	What's the woman doing?	drinking	Is she drinking?
	Point to the <b>ducks</b> .	Tell me about the ducks.	There are four ducks.	How many ducks are there? (Are there four ducks?)
			They are walking.	What are they doing? (Are they walking?)
	Close candidate booklet.			
3 CD1 12	Pick out 4 <b>Object</b> cards.			
3.1	Show <b>crayon</b> card.	What's this?	crayon	Is it a crayon?
		Do you have crayons?	yes/no	
		What colour is this crayon?	brown	Is this crayon brown?
3.2	Show <b>chips</b> card.	What are these?	chips/fries	Are they chips?
		Do you like chips?	yes/no	
		What do you eat for dinner?	rice	Do you eat rice?

## Test 1 Answers

3.3	Show <b>spider</b> card.	What's this?	<i>spider</i>	Is it a spider?
		Is this spider scary?	<i>yes/no</i>	
		What's your favourite animal?	<i>(a) bird</i>	Do you like birds?
3.4	Show <b>shorts</b> card.	What are these?	<i>shorts</i>	Are they shorts?
		Have you got shorts?	<i>yes/no</i>	
		What are you wearing now?	<i>(a) dress</i>	Are you wearing a dress?
4 CD1 13	Put away all cards.	Now, *, have you got any brothers or sisters?	<i>one brother</i>	Have you got one brother?
		How many children are there in your family?	<i>2</i>	Are there two children in your family?
		What do you do with your family in the evening?	<i>watch TV</i>	Do you watch TV with your family in the evening?
		OK. Thank you, *. Goodbye.	<i>Goodbye.</i>	


\*Remember to use the child's name throughout the test.

## Test 2 Answers

### Listening Test

#### Part 1

- 1 Nick and the boy holding a brown teddy bear.
- 2 Grace and the girl throwing a paper plane.
- 3 Matt and the boy with his ball in the tree.
- 4 Ann and the girl with a baseball cap.
- 5 Sue and the girl in a pink skirt.



#### Part 2

- 1 15 2 Sun 3 17 4 Matt 5 Brown

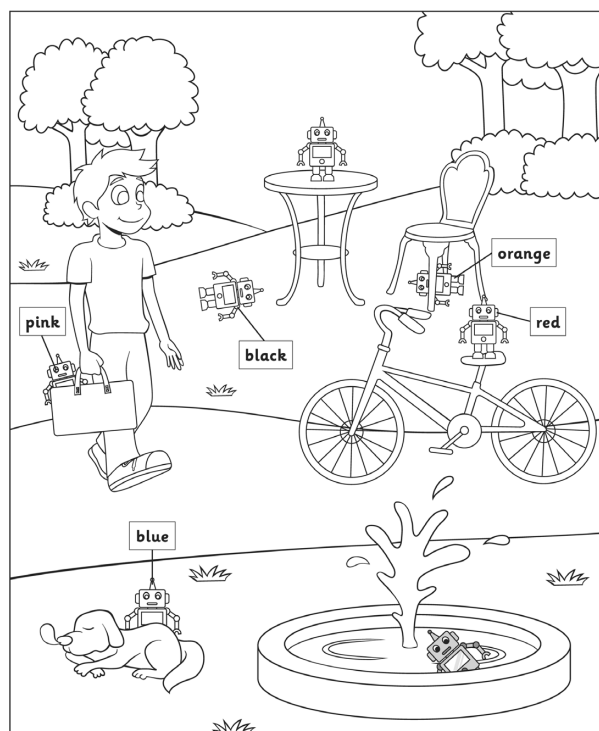
#### Part 3

- 1 B 2 A 3 C 4 A 5 B

#### Part 4

- 1 Colour the robot under the chair — orange
- 2 Colour the robot in the boy's bag — pink

- 3 Colour the robot behind the dog — blue
- 4 Colour the robot on the bike — red
- 5 Colour the robot between the table and the boy — black



### TRANSCRIPT

Hello. This is the Cambridge English Starters Listening Test.

#### Part 1 CD1 06

Look at Part 1. Now look at the picture. Listen and look. There is one example.

- |       |   |
|-------|---|
| Woman | Is this the park next to your house?        |
| Boy   | Oh, yes. And I know these children.         |
| Woman | OK. Who's the girl with a tennis racket?    |
| Boy   | She is Mary. She plays tennis in the park.  |
| Woman | Mary is young but she has got a big racket. |
| Boy   | She likes playing tennis a lot.             |

Can you see the line? This is an example. Now you listen and draw lines.

1

- |       |                   |
|-------|-------------------|
| Boy   | Can you see Nick? |
| Woman | Pardon? Nick?     |

## Test 2 Answers

Boy Yes. He's holding a brown teddy.  
Woman Oh, he's looking at the ducks.  
Boy Yes, Nick likes ducks. He would like some ducks for pets.  
Woman Really?

2

Woman Who's that girl? She's throwing a paper plane.  
Boy The girl in orange boots? She is Grace.  
Woman Grace! I know her. She likes playing with you.  
Boy Yes, we like planes.  
Woman That's very nice.

3

Woman There is Matt. He's looking at the tree.  
Boy Oh, you know him too? Matt is my friend.  
Woman I know him. His ball is in the tree now.  
Boy Yes, that's right. He's not happy now.

4

Woman What's that girl's name?  
Boy The girl with a baseball cap? She's Ann.  
Woman Is that Ann's skateboard?  
Boy Yes, she likes skateboarding.  
Woman That's cool.

5

Boy Do you know that girl? She's looking at Ann.  
Woman The girl in a pink skirt? I don't know her. She is clapping.  
Boy Yes, her name is Sue.  
Woman Is Sue your sister?  
Boy Yes, she is. We like the park.

*Now listen to Part 1 again.*

[The recording is repeated.]

*That is the end of Part 1.*

### Part 2

*Look at the picture. Listen and write a name or a number. There are two examples.*

Woman Hi, Mark. Look at this.  
Boy Oh, it's a poster of the teachers at my school.  
Woman OK. Which one is your teacher?

Boy This one. She is Mrs Black.  
Woman Is that B-L-A-C-K?  
Boy Yes, that's right.  
And we've got thirteen teachers at school.  
Woman Sorry, how many?  
Boy Thirteen teachers.  
Woman Well, that's nice.

*Can you see the answers?*

*Now you listen and write a name or a number.*

1

Boy I like my teacher. She can sing and play the guitar.  
Woman Oh, that's great.  
Boy Mrs Black has got many guitars.  
Woman Really?  
Boy She's got fifteen guitars.  
Woman Wow! Fifteen! That's a lot.

2

Boy And you know what? There is a name for her favourite guitar.  
Woman That's funny. What's the name?  
Boy It's Sun. S-U-N.  
Woman Is the guitar yellow?  
Boy You are right. Sun is yellow.

3

Woman Now, tell me about your class. How many children are there in it?  
Boy Seventeen.  
Woman Seventeen? It's not a very big class.  
Boy Yes, my class is not big. And I like my classmates.

4

Woman Who is your good friend in your class?  
Boy I've got a lot of friends at school. And I LOVE playing with Matt.  
Woman Is that M-A-double T?  
Boy Yes, his name is Matt.

5

Boy But he is not in my class.  
Woman Oh, which class is he in?  
Boy He is in Class Brown.  
Woman The name of the class is a colour?  
Boy Right. And you spell it B-R-O-W-N.  
Woman Thank you. I am writing it down.

Now listen to Part 2 again.

[The recording is repeated.]

That is the end of Part 2.

**Part 3** <sup>CD1</sup> 08

Look at the pictures. Now listen and look. There is one example.

Which is Sam's baseball cap?

Man Sam, is there a bat on your baseball cap?  
 Boy No, my cap has a big white baseball.  
 Man Then, whose is this, the one with a bat and a ball?  
 Boy It's my brother's. He likes the cap.

Can you see the tick?

Now you listen and tick the box.

1 What is the girl drawing?

Woman What's this, Jill? Is it a kiwi?  
 Girl Oh, no, it's not.  
 Woman Mm ... it's a lime. Am I right?  
 Girl No, it's a green egg.

2 Where is the tablet?

Man Do you see my tablet? I cannot find it.  
 Boy Isn't it next to the lamp?  
 Man No, it's not there. And it's not on my bed.  
 Boy Here it is! It's under the chair.

3 What is Bill taking to school?

Woman Bill, have you got your pencils and books?  
 Boy Yes, I have. They are in my bag.  
 Woman Have you got a rubber?  
 Boy No, my rubber and ruler are at home.

4 Which is Sue's brother?

Man Sue, is your brother bouncing the ball in the room?  
 Girl No, that's my sister. My brother is listening to some music.  
 Man OK, then. What are you doing?  
 Girl I'm giving my fish some food.

5 Where is the pet bird?

Girl Dad! My bird is not in my bedroom. Where is it?  
 Man Is it in the bathroom again?  
 Girl It likes playing in the water.

Man There it is! It's eating some fruit in the kitchen.

Now listen to Part 3 again.

[The recording is repeated.]

That is the end of Part 3.

**Part 4** <sup>CD1</sup> 09

Look at the picture. Listen and look. There is one example.

Man Can you see the robots in the picture?  
 Girl Yes, there are lots. I like robots.  
 Man Good. Can you see the robot in the water?  
 Girl Yes, there's a robot in the water.  
 Man Can you colour it grey?  
 Girl Grey? OK, I can do it.

Can you see the grey robot in the water?

This is an example.

Now you listen and colour.

1

Man Can you find the chair in the picture?  
 Girl Yes, and there's a robot under the chair.  
 Man That's right. Can you colour the robot orange?  
 Girl Great. I like orange.  
 Man That's good.

2

Girl I can see a boy with a bag here.  
 Man He's got a robot in his bag. Can you see it?  
 Girl Yes! Can I colour the robot?  
 Man OK. Colour it pink.  
 Girl A pink robot for the boy. That's nice.

3

Man Can you see the dog?  
 Girl Yes, it's sleeping. What's behind it? Is it a robot?  
 Man Yes, it is. Colour the robot behind the dog blue.  
 Girl OK, I'm doing that now.

4

Man Look at the robot on the bike.  
 Girl Sorry? What?  
 Man The robot on the bike. Can you see it?  
 Girl Oh, yes. Can I colour it red?  
 Man OK then. Red is good.

## Test 2 Answers

5

Man Now, find the robot between the table and the boy.  
 Girl Oh, I can see it.  
 Man Can you colour the robot between the table and the boy black?  
 Girl OK.  
 Man Well done! Thank you.

*Now listen to Part 4 again.*

[The recording is repeated.]

*That is the end the Starters Listening Test.*

### Part 2

1 yes 2 yes 3 no 4 no 5 no

### Part 3

1 peas 2 onion 3 carrot 4 tomato 5 potato

### Part 4

1 garden 2 family 3 breakfast 4 music 5 milk

### Part 5

1 camera 2 monkey 3 reading 4 plane  
 5 3/three

## Reading and Writing Test

### Part 1

1 ✓ 2 ✗ 3 ✓ 4 ✗ 5 ✓

## Speaking Test












For the recordings of what the examiner says, you may play the following tracks in CD1. They can be used to simulate the test.

<sup>CD1</sup> 14 for the opening part and part 1. <sup>CD1</sup> 15 for part 2. <sup>CD1</sup> 16 for part 3. <sup>CD1</sup> 17 for part 4.

Part	Examiner does this:	Examiner says this:	Minimum response expected from child:	Back-up questions:
	Usher brings in and introduces candidate to examiner.			
<sup>CD1</sup> 14	Candidate enters.	<p><b>Hello. My name's Anne/Mrs Brown.</b></p> <p><b>What's your name?</b></p>	<p><b>Hello.</b></p> <p><i>(name)</i></p>	<b>Is your name (child's name)?</b>
1	Open Candidate booklet and point to Scene picture.	<b>Look at this. This is a bathroom. The girl is singing.</b>		
	Point to the lamp in <b>Scene</b> picture.	<b>Here's the lamp.</b>		
		<b>*. Where's the shell?</b>	Points to items in picture.	<b>Is this the shell?</b>
		<b>Where are the polar bears?</b>		<b>Are these the polar bears?</b>

	Point to <b>Object</b> cards.	<b>Now look at these.</b>		
		<b>Which one is the jacket?</b>	Points to <b>Object</b> card.	<b>Is this the jacket?</b> (pointing to jacket)
		<b>I'm putting the jacket on the boy.</b>		
		<b>Now you put the jacket next to the mirror.</b>	Puts <b>Object</b> card in place.	<b>Where is the mirror?</b> <b>Next to the mirror.</b>
		<b>Which one is the bread/phone?</b>	Points to <b>Object</b> card.	<b>Is this the bread/phone?</b> (pointing to bread/phone)
		<b>Put the bread/phone behind the chair.</b>	Puts <b>Object</b> card in place.	<b>Where is the chair?</b> <b>Behind the chair.</b>
2 CD1 15	Remove <b>Object</b> cards and point to the white T-shirt in <b>Scene</b> picture.	<b>Now, *, what's this?</b>	<b>T-shirt</b>	<b>Is it a T-shirt?</b>
		<b>What colour is it?</b>	<b>White</b>	<b>Is it green? White?</b>
		<b>How many T-shirts are there?</b>	<b>five</b>	<b>Are there four? Five?</b>
	Point to the <b>boy</b> .	<b>What's the boy doing?</b>	<b>washing (his hands)</b>	<b>Is he washing?</b>
	Point to the <b>grapes</b> .	<b>Tell me about the grapes.</b>	<b>They are purple.</b>	<b>What colour are the grapes?</b> (Are they purple?)
			<b>They're on the floor.</b>	<b>Where are they?</b> (Are they on the floor?)
	Close candidate booklet.			
3 CD1 16	Pick out 4 <b>Object</b> cards.			
3.1	Show <b>paper</b> card.	<b>What's this?</b>	<b>paper</b>	<b>Is it paper?</b>
		<b>Can you make a paper plane?</b>	<b>yes/no</b>	
		<b>What's your favourite toy?</b>	<b>train</b>	<b>Do you like trains?</b>
3.2	Show <b>socks</b> card.	<b>What are these?</b>	<b>socks</b>	<b>Are they socks?</b>
		<b>Do you wear socks?</b>	<b>yes/no</b>	
		<b>What colour are your socks?</b>	<b>white</b>	<b>Are your socks white?</b>

## Test 2 Answers

3.3	Show <b>lemon</b> card.	 <b>What's this?</b>	<b>lemon</b>	<b>Is it a lemon?</b>
		 <b>Do you like lemonade?</b>	<b>yes/no</b>	
		 <b>Where can you have some lemonade?</b>	<b>at a store</b>	<b>Can you have some lemonade at a store?</b>
3.4	Show <b>keyboard</b> card.	 <b>What's this?</b>	<b>keyboard</b>	<b>Is it a keyboard?</b>
		 <b>Have you got a keyboard?</b>	<b>yes/no</b>	
		 <b>How many keyboards are there in your classroom?</b>	<b>two</b>	<b>Are there two keyboards in your classroom?</b>
4 CD1 17	Put away all cards.	 <b>Now, *, is your friend a boy or a girl?</b>	<b>girl</b>	<b>Is your friend a girl?</b>
		 <b>What is her/his name?</b>	<b>Grace</b>	<b>Is her name Grace?</b>
		 <b>What do you do with your friend?</b>	<b>play with toys</b>	<b>Do you play with toys with your friend?</b>
		 <b>OK. Thank you, *.</b>  <b>Goodbye.</b>	<b>Goodbye.</b>	

\*Remember to use the child's name throughout the test.




## Test 3 Answers

### Listening Test

#### Part 1

- 1 Alice and the girl waving at a red car.
- 2 Dan and the boy on the bike.
- 3 Lucy and the girl with an ice cream.
- 4 Tom and the boy with a bat in his hand.
- 5 Anna and the girl taking a photo.



#### Part 2

- 1 Hugo 2 3 3 Alex 4 19 5 Grace


#### Part 3

- 1 B 2 A 3 C 4 B 5 B

#### Part 4

- 1 Colour the ball next to the baby — green
- 2 Colour the ball in the flowers — orange

- 3 Colour the flying ball — brown
- 4 Colour the ball in front of the skateboard — purple
- 5 Colour the ball with glasses — pink



### TRANSCRIPT

Hello. This is the Cambridge English Starters Listening Test.

#### Part 1 <sup>CD2</sup> 01

Look at Part 1. Now look at the picture. Listen and look. There is one example.

- Woman Look! This is the street in front of our house.  
 Girl You are right. And I can see some of my friends in the street.  
 Woman Is that Sam? The boy with a big dog.  
 Girl You're right. Sam walks his dog in the afternoon.  
 Woman He loves his dog.

Can you see the line? This is an example. Now you listen and draw lines.

1

- Woman Who's that girl? She's waving at a red car.

## Test 3 Answers

Girl That's my friend, Alice.  
Woman Where does she live?  
Girl Alice lives next to us.  
Woman Oh. And she is waving at her grandpa in the car.

2

Woman There's a boy on the bike.  
Girl He's my friend's brother. His name is Dan.  
Woman Dan's bike is yellow. It's cool.  
Girl And he's in his yellow shorts.

3

Woman Look at that girl. She has got an ice cream.  
Girl Oh, that's Lucy.  
Woman She's got a big smile on her face.  
Girl Yes, she's sitting on the chair.  
Woman And she's ready for her ice cream.

4

Woman I know this boy. Is he Tom?  
Girl You're right. Tom's my friend, too.  
Woman He has got a bat in his hand.  
Girl He plays baseball with boys.  
Woman Many boys like playing baseball.

5

Girl What is the girl holding?  
Woman The girl with a purple hat? That's a phone. She's taking a photo.  
Girl Oh, I know her. She is Anna.  
Woman Does Anna like taking photos?  
Girl Yes, she does.

*Now listen to Part 1 again.*

[The recording is repeated.]

*That is the end of Part 1.*

### Part 2

CD2  
02

*Look at the picture. Listen and write a name or a number. There are two examples.*

Woman Hello, I'm your new teacher. Are you Anna?  
Girl Yes, that's my name.  
Woman Can you spell that for me?  
Girl It's A-N-N-A.  
Woman Thank you, Anna.  
Are you seven years old?

Girl No, I am eight.  
Woman Eight? Oh, I'm sorry.  
Girl That's OK.

*Can you see the answers?*

*Now you listen and write a name or a number.*

1

Woman Anna, you are reading a story book.  
Girl Yes. It's my favourite story. It's about a bear.  
Woman A bear? Has it got a name?  
Girl His name is Hugo.  
Woman Hugo. We spell it H-U-G-O, right?  
Girl That's right.

2

Girl This bear has got a small family. He has got a mother and a brother.  
Woman He lives with his mother and his brother. There are three bears in this bear family.  
Girl Yes, his father doesn't live with them. There are three.

3

Woman Having a brother is good. Do you know his brother's name?  
Girl Erm...erm...here! His name is Alex.  
Woman Pardon?  
Girl A-L-E-X, Alex.  
Woman Thank you.

4

Woman In the story, the bear brothers are young.  
Girl Yes, they are young but they can eat a lot!  
Woman Really? Tell me about them.  
Girl These bear brothers eat nineteen meatballs for their breakfast.  
Woman Nineteen meatballs? That's a lot!

5

Girl And the bear brothers find some food for their lunch.  
Woman They like eating, eating, eating.  
Girl Yes, and they show the food to Grace.  
Woman Grace? Is that G-R-A-C-E?  
Girl Yes, that's their mother's name.

*Now listen to Part 2 again.*

[The recording is repeated.]

*That is the end of Part 2.*

**Part 3** <sup>CD2</sup> 03

Look at the pictures. Now listen and look. There is one example.

What is Nick wearing?

Woman Nick, have you got your jacket? It's cold today.  
 Boy No, Mum. I'm OK.  
 Woman Are you wearing your jeans and boots?  
 Boy Yes, I can't find my brown trousers or shoes.

Can you see the tick?

Now you listen and tick the box.

1 Which one is May's classroom?

Man Is your classroom big, May?  
 Girl Yes, it is. We've got 2 computers and a bookcase in it.  
 Man Are there some paintings on the wall?  
 Girl No, but there's a poster of the alphabet.

2 What would the kids like to do?

Girl It's cool today. Let's ride our bikes.  
 Boy Oh, not today. Can we play games on the tablet?  
 Girl Oh, not those again. Mum has got a new board game. We can play that.  
 Boy OK, then. I like board games.

3 What does Matt want for dinner?

Boy Dad, can we have some sausages and chips for dinner?  
 Man Sorry, we haven't got any chips. Do you want some rice?  
 Boy OK. Can we have some beans too?  
 Man Yes, we can.

4 What does the girl want?

Girl Mum, can I go to the store with you?  
 Woman Oh, would you like some new crayons?  
 Girl No, a new mouse for my computer.  
 Woman And I want a new tennis racket. Let's go now.

5 Where is Grace?

Boy Where is Grace, Mum? I can not find her.  
 Woman Isn't she reading in the garden?  
 Boy No, and she's not in the living room.  
 Woman Oh, here. She's sitting in the dining room.

Now listen to Part 3 again.

[The recording is repeated.]

That is the end of Part 3.

**Part 4** <sup>CD2</sup> 04

Look at the picture. Listen and look. There is one example.

Boy There are so many balls in the garden. Can I colour one of them?  
 Man Yes, there is a ball on the monkey's head. Can you see it?  
 Boy Oh yes, it's funny.  
 Man Please colour it yellow.  
 Boy OK. I like that colour.

Can you see the yellow ball on the monkey's head?

This is an example.

Now you listen and colour.

1

Boy And there's a ball next to the baby.  
 Man Yes, he likes the big ball next to him.  
 Boy Can I colour the big ball green?  
 Man Yes, you can. That's great!

2

Man Now let's find the ball in the flowers. Can you see it?  
 Boy Yes! Can I colour the ball?  
 Man Yes, you can. Colour the ball in the flowers orange.  
 Boy OK, I'm doing that.

3

Boy Wow, one ball is flying!  
 Man Oh, the girl is bouncing the ball.  
 Boy Let's colour the flying ball.  
 Man OK then. Would you like it brown?  
 Boy Yes, I'm doing that now. Brown is my favourite colour.

4

Man Now find the skateboard in the picture. Can you see it?  
 Boy Yes, and there is a ball in front of it.  
 Man Now you colour the ball in front of the skateboard.  
 Boy OK, can I do it purple?  
 Man Yes, that's good.

## Test 3 Answers

5

Man Let's colour the ball with glasses.  
 Boy OK, what colour?  
 Man Please colour the ball with glasses pink.  
 Boy OK. I like doing this!  
 Man There are colours in this picture now. It's nice.

Now listen to Part 4 again.  
 [The recording is repeated.]

That is the end the Starters Listening Test.

### Part 2

1 no 2 no 3 yes 4 no 5 no

### Part 3

1 fishing 2 guitar 3 hockey 4 skateboard  
 5 football

### Part 4

1 desks 2 classmates 3 read 4 questions 5 sing

### Part 5

1 1/one 2 floor 3 water 4 head 5 running

## Reading and Writing Test








### Part 1

1 ✓ 2 × 3 ✓ 4 × 5 ×

## Speaking Test

For the recordings of what the examiner says, you may play the following tracks in CD2. They can be used to simulate the test.

 for the opening part and part 1.  for part 2.  for part 3.  for part 4.

Part	Examiner does this:	Examiner says this:	Minimum response expected from child:	Back-up questions:
	Usher brings in and introduces candidate to examiner.			
	Candidate enters.	 <b>Hello. My name's Mark/Mr Jones.</b>	<b>Hello.</b>	
		 <b>What's your name?</b>	<b>(name)</b>	<b>Is your name (child's name)?</b>
1	Open Candidate booklet and point to <b>Scene</b> picture.	 <b>Look at this. This is a classroom. The teacher is writing.</b>		
	Point to the clock in <b>Scene</b> picture.	 <b>Here's the clock.</b>		
		 <b>*. Where's the poster?</b>	Points to items in picture.	<b>Is this the poster?</b>
		 <b>Where are the helicopters?</b>		<b>Are these the helicopters?</b>

	Point to <b>Object</b> cards.	🔊 <b>Now look at these.</b>		
		🔊 <b>Which one is the pear?</b>	Points to <b>Object</b> card.	<b>Is this the pear?</b> (pointing to pear)
		🔊 <b>I'm putting the pear in the box.</b>		
		🔊 <b>Now you put the pear under the boy's chair.</b>	Puts <b>Object</b> card in place.	<b>Where is the boy's chair?</b> <b>Under the chair.</b>
		🔊 <b>Which one is the watch/handbag?</b>	Points to <b>Object</b> card.	<b>Is this the watch/handbag?</b> (pointing to watch/handbag)
		🔊 <b>Put the watch/handbag between the teacher and her desk.</b>	Puts <b>Object</b> card in place.	<b>Where are the teacher and her desk?</b> <b>Between the teacher and her desk.</b>
2 CD2 10	Remove Object cards and point to a computer in <b>Scene</b> picture.	🔊 <b>Now, *, what's this?</b>	<b>computer</b>	<b>Is it a computer?</b>
		🔊 <b>What colour is it?</b>	<b>grey</b>	<b>Is it black? Grey?</b>
		🔊 <b>How many computers are there?</b>	<b>five</b>	<b>Are there six? Five?</b>
	Point to the <b>girl</b> .	🔊 <b>What's the girl doing?</b>	<b>pointing</b>	<b>Is she pointing?</b>
	Point to the <b>books</b> .	🔊 <b>Tell me about the books.</b>	<b>They are green.</b>	<b>What colour are the books?</b> (Are they green?)
			<b>They're very big.</b>	<b>Are they big or small?</b> (Are they very big?)
	Close candidate booklet.			
3 CD2 11	Pick out 4 <b>Object</b> cards.			
3.1	Show <b>sausage</b> card.	🔊 <b>What's this?</b>	<b>sausage</b>	<b>Is it a sausage?</b>
		🔊 <b>Do you eat sausages?</b>	<b>yes/no</b>	
		🔊 <b>What's your favourite food?</b>	<b>oranges</b>	<b>Do you like oranges?</b>

## Test 3 Answers

3.2	Show <b>trousers</b> card.	What are these?	<i>trousers</i>	Are they trousers?
		Do you have trousers?	yes/no	
		What do you wear to school?	<i>shirt</i>	Do you wear a shirt to school?
3.3	Show <b>piano</b> card.	What's this?	<i>piano</i>	Is it a piano?
		Can you play the piano?	yes/no	
		What colour is your/this piano?	<i>black</i>	Is your/this piano black?
3.4	Show <b>bikes</b> card.	What are these?	<i>bikes</i>	Are they bikes?
		Can you ride a bike?	yes/no	
		What sport do you play?	<i>badminton</i>	Do you play badminton?
4 CD2 12	Put away all cards.	Now, *, where do you learn English?	<i>at my school</i>	Do you learn English at your school?
		Is your English teacher a woman or a man?	<i>a man</i>	Is your English teacher a man?
		What do you do in your English class?	<i>read</i>	Do you read in your English class?
		OK. Thank you, *. Goodbye.	<i>Goodbye.</i>	


\*Remember to use the child's name throughout the test.

## Test 4 Answers

### Listening Test

#### Part 1

- 1 Sam and the boy in brown shorts.
- 2 Grace and the girl standing behind the armchair.
- 3 Bill and the boy eating some chips.
- 4 Kim and the girl opening the door.
- 5 Nick and the boy painting a picture of jellyfish.



#### Part 2

- 1 Alice 2 Bill 3 7 4 9 5 14


#### Part 3

- 1 C 2 A 3 B 4 C 5 B

#### Part 4

- 1 Colour the sock next to the mat — grey
- 2 Colour the sock behind the TV — red

- 3 Colour the sock in front of the sofa — purple
- 4 Colour the sock under the table — green
- 5 Colour the sock between the flowers and the lamp — blue



### TRANSCRIPT

Hello. This is the Cambridge English Starters Listening Test.

#### Part 1 CD2 05

Look at Part 1. Now look at the picture. Listen and look. There is one example.

- Boy There are some of my friends in the big living room.  
 Man Is Eva there?  
 Boy Yes, she's talking on the phone.  
 Man Is Eva the girl in a blue dress?  
 Boy Yes, it's a beautiful dress.

Can you see the line? This is an example. Now you listen and draw lines.

#### 1

- Man Who is watching TV?  
 Boy Which one? There are two boys.  
 Man The one in brown shorts.

## Test 4 Answers

Boy His name is Sam.  
Man Sam is smiling.

2

Boy And that's Grace. She's standing behind the armchair.  
Man There's a bird on her head.  
Boy Yes, that's her bird.  
Man Grace likes her pet.

3

Boy Can you see my friend, Bill?  
Man Which boy is Bill?  
Boy He's the boy there. He's eating some chips.  
Man Oh, yes. He has got some food in his bag. He's a big boy.

4

Man Who's opening the door?  
Boy That's Kim.  
Man I like her long black hair.  
Boy Kim likes her long hair, too.

5

Man A boy's painting a picture of jellyfish. Who's he?  
Boy His name is Nick.  
Man The painting is really good.  
Girl Yes, Nick likes painting.

*Now listen to Part 1 again.*

[The recording is repeated.]

*That is the end of Part 1.*

### Part 2 06

*Look at the picture. Listen and write a name or a number. There are two examples.*

Boy Good morning, Mr White.  
Man Hi! Good morning. Can I have your name, please?  
Boy My name is Nick.  
Man N-I-C-K, Nick?  
Boy Yes. And I'm in Class Sixteen.  
Man Class Sixteen. That's a great class.  
Boy Thank you, Mr White.

*Can you see the answers?*

*Now you listen and write a name or a number.*

1

Man Does your dad drive you to school?  
Boy No, my mum drives me to school in the morning.  
Man Can you tell me your mother's name, please?  
Boy Her name is Alice, A-L-I-C-E. Do you know her?  
Man Yes, I know Alice.

2

Man Your mum and I are friends.  
Boy Wow! Really?  
Man And your father is my friend, too.  
Boy Do you know my father's name?  
Man Yes, his name is Bill, B-I-L-L.  
Boy Correct! My father is Bill.

3

Man Your dad and I like taking photos.  
Boy My father has got some cameras.  
Man Yes, we talk a lot about cameras.  
Boy He has got seven cameras.  
Man Seven? That's a lot.

4

Boy My mother likes painting.  
Man Yes, her paintings are beautiful.  
Boy I love one of her paintings. There are nine zebras in it.  
Man I know that one. In the painting, nine zebras are running on the street.

5

Man Your mother has got one funny painting.  
Boy Which one? Tell me, please.  
Man Your dad's in the painting. And he has got fourteen arms.  
Boy Yes, that's funny.  
Man He is holding his cameras with his fourteen arms!

*Now listen to Part 2 again.*

[The recording is repeated.]

*That is the end of Part 2.*



**Part 3** <sup>CD2</sup> 07

Look at the pictures. Now listen and look. There is one example.

What is Tom's favourite animal?

Man What animals do you like, Tom?  
 Boy Snakes are OK.  
 Man Really? I don't like them. Do you like crocodiles?  
 Boy No, they are ugly. Bears are my favourite.

Can you see the tick?

Now you listen and tick the box.

**1** Which sport can the girl do?

Boy Do you like swimming?  
 Girl No, I cannot swim. But I like skateboarding, and I'm good.  
 Boy Can you play tennis?  
 Girl No, but I can learn that sport.

**2** Which one is the woman's handbag?

Girl I like your new handbag, Mum. It's my favourite colour, pink.  
 Woman Thank you. Yes, you like pink.  
 Girl And the big purple flowers are nice.  
 Woman I like the white flowers too.

**3** Where are they going in the afternoon?

Man It's a nice day today. Let's go to the beach in the afternoon.  
 Girl I don't like sand in my shoes. Can we go to the park?  
 Man OK, then.  
 Girl And in the evening, we can go to some shops.

**4** Which one is the boy's new friend?

Boy Today, a new boy is in my class, Dad. He's my new friend.  
 Man I know that. Has he got brown hair or black hair?  
 Boy Black! And he has got black glasses and a nice smile on his face.  
 Man That's very nice.

**5** How does Dan go to school?

Woman Good morning, Dan. You're happy.  
 Boy Good morning, Mrs White. I have a new bike.

Woman Cool! So, do you ride a bike to school? Or do you take the school bus?  
 Boy No, my mum drives me to school.

Now listen to Part 3 again.

[The recording is repeated.]

That is the end of Part 3.

**Part 4** <sup>CD2</sup> 08

Look at the picture. Listen and look. There is one example.

Girl Look at the dog! It has got a sock in its mouth!  
 Woman Yes! That's funny, and the boy is very angry.  
 Girl Can I colour the sock in the dog's mouth?  
 Woman OK. Can you colour it black?  
 Girl Yes, I can.

Can you see the black sock in the dog's mouth?

This is an example.

Now you listen and colour.

**1**

Woman Can you see the mat?  
 Girl Yes, and there's a sock next to it.  
 Woman Would you like to colour the sock next to the mat?  
 Girl Yes, can I colour it grey?  
 Woman Fantastic! Thank you.

**2**

Woman Now find the TV.  
 Girl OK. I can see it.  
 Woman Can you see the sock behind the TV?  
 Girl Oh yes, there's a sock behind the TV. Can I colour it?  
 Woman OK, please do it red.

**3**

Woman There is a big sofa in the room.  
 Girl It's a nice sofa, but...  
 Woman But there's a sock in front of the sofa.  
 Girl Yes, I can see it.  
 Woman You can colour the sock purple.  
 Girl All right. I am doing that now.

## Test 4 Answers

4

Girl Here, I can find one sock, too.  
 Woman The sock under the table?  
 Girl Yes, you're right. Can I colour the sock under the table?  
 Woman Yes, you can. Please do it green.  
 Girl OK. I love that colour.

5

Woman Can you see the flowers in the picture?  
 Girl Yes, the room is nice with the flowers.  
 Woman Can you find the sock between the flowers and the lamp?  
 Girl Yes, there's a sock between the flowers and the lamp.  
 Woman Colour it blue.  
 Girl OK, I can do that.

Now listen to Part 4 again.

[The recording is repeated.]

That is the end the Starters Listening Test.

## Reading and Writing Test

### Part 1

1 ✓ 2 × 3 ✓ 4 × 5 ×

### Part 2

1 no 2 yes 3 no 4 yes 5 no

### Part 3

1 shirt 2 shorts 3 boots 4 glasses 5 trousers

### Part 4

1 table 2 wall 3 sleep 4 dinner 5 books







### Part 5

1 pointing 2 swimming 3 frog 4 4/four 5 juice

## Speaking Test

For the recordings of what the examiner says, you may play the following tracks in CD2. They can be used to simulate the test.

 **13** for the opening part and part 1.  **14** for part 2.  **15** for part 3.  **16** for part 4.

Part	Examiner does this:	Examiner says this:	Minimum response expected from child:	Back-up questions:
	Usher brings in and introduces candidate to examiner.			
 <b>13</b>	Candidate enters.	 <b>Hello. My name's Anne/Mrs Brown.</b>	<b>Hello.</b>	
		 <b>What's your name?</b>	<b>(name)</b>	<b>Is your name (child's name)?</b>
1	Open Candidate booklet and point to <b>Scene</b> picture.	 <b>Look at this. This is a toy shop. There are so many toys in the shop.</b>		
	Point to the boat in <b>Scene</b> picture.	 <b>Here's the boat.</b>		
		 <b>*. Where's the football?</b>	Points to items in picture.	<b>Is this the football?</b>

		Where are the glasses?		Are these the glasses?
	Point to <b>Object</b> cards.	Now look at these.		
		Which one is the guitar?	Points to <b>Object</b> card.	Is this the guitar? (pointing to guitar)
		I'm putting the guitar in front of the table.		
		Now you put the guitar next to the big teddy.	Puts <b>Object</b> card in place.	Where is the big teddy? <u>Next</u> to the big teddy.
		Which one is the bee/jellyfish?	Points to <b>Object</b> card.	Is this the bee/jellyfish? (pointing to bee/jellyfish)
		Put the bee/jellyfish behind the boy.	Puts <b>Object</b> card in place.	Where is the boy? <u>Behind</u> the boy.
2 CD2 14	Remove Object cards and point to the pink balloon in <b>Scene</b> picture.	Now, *, what's this?	balloon	Is it a balloon?
		What colour is it?	pink	Is it red? Pink?
		How many balloons are there?	seven	Are there six? Seven?
	Point to the <b>girl</b> .	What's the girl doing?	counting	Is she counting?
	Point to the <b>trains</b> .	Tell me about the trains.	They are long.	Are they long or short?
			They are running.	What are they doing? (Are they running?)
	Close candidate booklet.			
3 CD2 15	Pick out 4 <b>Object</b> cards.			
3.1	Show <b>rug</b> card.	What's this?	rug	Is it a rug?
		Is there a rug in your room?	yes/no	
		What colour is your/this rug?	<i>brown and yellow</i>	Is it brown and yellow?
3.2	Show <b>eggs</b> card.	What are these?	eggs	Are they eggs?
		Do you eat eggs?	yes/no	
		What do you have for breakfast?	<i>milk</i>	Do you have milk for breakfast?

Test 4 Answers

3.3	Show <b>burger</b> card.	What's this?	<b>burger</b>	<b>Is it a burger?</b>
		Do you like burgers?	<b>yes/no</b>	
		Where do you eat your lunch?	<i>at school</i>	<b>Do you eat your lunch at school or at home?</b>
3.4	Show <b>mice</b> card.	What are these?	<b>mice</b>	<b>Are they mice?</b>
		Do you have mice at home?	<b>yes/no</b>	
		What pet would you like to have?	<i>fish</i>	<b>Would you like to have some fish?</b>
4 CD2 16	Put away all cards.	Now, *, what sport do you play?	<i>tennis</i>	<b>Do you play tennis?</b>
		Who do you play with?	<i>my friend</i>	<b>Do you play tennis with your friend?</b>
		Where do you play the sport?	<i>at my school</i>	<b>Do you play the sport at your school?</b>
		OK. Thank you, *. Goodbye.	<b>Goodbye.</b>	

\*Remember to use the child's name throughout the test.

# Starters

## Vocabulary List

### Grammatical Key

<i>adj</i>	adjective	<i>int</i>	interrogative
<i>adv</i>	adverb	<i>n</i>	noun
<i>conj</i>	conjunction	<i>poss</i>	possessive
<i>det</i>	determiner	<i>prep</i>	preposition
<i>dis</i>	discourse marker	<i>pron</i>	pronoun
<i>excl</i>	exclamation	<i>v</i>	verb

### A

<i>a det</i>	<i>alien n</i>	<i>animal n</i>	<i>armchair n</i>
<i>about prep</i>	<i>alphabet n</i>	<i>answer n + v</i>	<i>ask v</i>
<i>add v</i>	<i>an det</i>	<i>apartment (UK flat) n</i>	<i>at prep of place</i>
<i>afternoon n</i>	<i>and conj</i>	<i>apple n</i>	
<i>again adv</i>	<i>angry adj</i>	<i>arm n</i>	

### B

<i>baby n</i>	<i>be v</i>	<i>bird n</i>	<i>bounce v</i>
<i>badminton n</i>	<i>beach n</i>	<i>birthday n</i>	<i>box n</i>
<i>bag n</i>	<i>bean n</i>	<i>black adj</i>	<i>boy n</i>
<i>ball n</i>	<i>bear n</i>	<i>blue adj</i>	<i>bread n</i>
<i>balloon n</i>	<i>beautiful adj</i>	<i>board n</i>	<i>breakfast n</i>
<i>banana n</i>	<i>bed n</i>	<i>board game n</i>	<i>brother n</i>
<i>baseball n</i>	<i>bedroom n</i>	<i>boat n</i>	<i>brown adj</i>
<i>baseball cap n</i>	<i>bee n</i>	<i>body n</i>	<i>burger n</i>
<i>basketball n</i>	<i>behind prep</i>	<i>book n</i>	<i>bus n</i>
<i>bat (as sports equipment) n</i>	<i>between prep</i>	<i>bookcase n</i>	<i>but conj</i>
<i>bath n</i>	<i>big adj</i>	<i>bookshop n</i>	<i>bye excl</i>
<i>bathroom n</i>	<i>bike n</i>	<i>boots n</i>	

### C

<i>cake n</i>	<i>child/children n</i>	<i>close v</i>	<i>correct adj</i>
<i>camera n</i>	<i>chips (US fries) n</i>	<i>closed adj</i>	<i>count v</i>
<i>can v</i>	<i>chocolate n</i>	<i>clothes n</i>	<i>cousin n</i>
<i>candy (UK sweet(s)) n</i>	<i>choose v</i>	<i>coconut n</i>	<i>cow n</i>
<i>car n</i>	<i>clap v</i>	<i>colour (US color) n + v</i>	<i>crayon n</i>
<i>carrot n</i>	<i>class n</i>	<i>come v</i>	<i>crocodile n</i>
<i>cat n</i>	<i>classmate n</i>	<i>complete v</i>	<i>cross n + v</i>
<i>catch (e.g. a ball) v</i>	<i>classroom n</i>	<i>computer n</i>	<i>cupboard n</i>
<i>chair n</i>	<i>clean adj + v</i>	<i>cool adj</i>	
<i>chicken n</i>	<i>clock n</i>	<i>Cool! excl</i>	

### D

<i>dad n</i>	<i>dirty adj</i>	<i>don't worry excl</i>	<i>dress n</i>
<i>day n</i>	<i>do v</i>	<i>door n</i>	<i>drink n + v</i>
<i>desk n</i>	<i>dog n</i>	<i>double adj</i>	<i>drive v</i>
<i>dining room n</i>	<i>doll n</i>	<i>draw v</i>	<i>duck n</i>
<i>dinner n</i>	<i>donkey n</i>	<i>drawing n</i>	

## Starters Vocabulary List

<b>E</b>			
ear <i>n</i>	elephant <i>n</i>	enjoy <i>v</i>	example <i>n</i>
eat <i>v</i>	end <i>n</i>	eraser (UK rubber) <i>n</i>	eye <i>n</i>
egg <i>n</i>	English <i>adj + n</i>	evening <i>n</i>	
<b>F</b>			
face <i>n</i>	find <i>v</i>	fly <i>v</i>	fries (UK chips) <i>n</i>
family <i>n</i>	fish ( <i>s + pl</i> ) <i>n</i>	food <i>n</i>	frog <i>n</i>
fantastic <i>n</i>	fishing <i>n</i>	foot/feet <i>n</i>	from <i>prep</i>
Fantastic! <i>excl</i>	flat (US apartment) <i>n</i>	football (US soccer) <i>n</i>	fruit <i>n</i>
father <i>n</i>	floor <i>n</i>	for <i>prep</i>	fun <i>adj + n</i>
favourite (US favorite) <i>adj</i>	flower <i>n</i>	friend <i>n</i>	funny <i>adj</i>
<b>G</b>			
game <i>n</i>	glasses <i>n</i>	goodbye <i>excl</i>	gray (UK grey) <i>adj</i>
garden <i>n</i>	go <i>v</i>	grandfather <i>n</i>	great <i>adj + excl</i>
get <i>v</i>	go to bed <i>v</i>	grandma <i>n</i>	green <i>adj</i>
giraffe <i>n</i>	go to sleep <i>v</i>	grandmother <i>n</i>	grey (US gray) <i>adj</i>
girl <i>n</i>	goat <i>n</i>	grandpa <i>n</i>	guitar <i>n</i>
give <i>v</i>	good <i>adj</i>	grape <i>n</i>	
<b>H</b>			
hair <i>n</i>	he <i>pron</i>	him <i>pron</i>	Hooray! <i>excl</i>
hall <i>n</i>	head <i>n</i>	hippo <i>n</i>	horse <i>n</i>
hand <i>n</i>	helicopter <i>n</i>	his <i>poss adj + pron</i>	house <i>n</i>
handbag <i>n</i>	hello <i>excl</i>	hit <i>v</i>	how <i>int</i>
happy <i>adj</i>	her <i>poss adj + pron</i>	hobby <i>n</i>	how many <i>int</i>
hat <i>n</i>	here <i>adv</i>	hockey <i>n</i>	how old <i>int</i>
have <i>v</i>	hers <i>pron</i>	hold <i>v</i>	
have got <i>v</i>	Hi! <i>excl</i>	home <i>n + adv</i>	
<b>I</b>			
I <i>pron</i>	in <i>prep of place + time</i>	it <i>pron</i>	
ice cream <i>n</i>	in front of <i>prep</i>	its <i>poss adj + pron</i>	
<b>J</b>			
jacket <i>n</i>	jellyfish <i>n</i>	jump <i>v</i>	
jeans <i>n</i>	juice <i>n</i>		
<b>K</b>			
keyboard (computer) <i>n</i>	kid <i>n</i>	kite <i>n</i>	know <i>v</i>
kick <i>v</i>	kitchen <i>n</i>	kiwi <i>n</i>	
<b>L</b>			
lamp <i>n</i>	letter (as in alphabet) <i>n</i>	lizard <i>n</i>	lots <i>adv + pron</i>
learn <i>v</i>	like <i>prep + v</i>	long <i>adj</i>	lots of <i>det</i>
leg <i>n</i>	lime <i>n</i>	look <i>v</i>	love <i>v</i>
lemon <i>n</i>	line <i>n</i>	look at <i>v</i>	lunch <i>n</i>
lemonade <i>n</i>	listen <i>v</i>	lorry (US truck) <i>n</i>	
lesson <i>n</i>	live <i>v</i>	a lot <i>adv + pron</i>	
let's <i>v</i>	living room <i>n</i>	a lot of <i>det</i>	

## Starters Vocabulary List

### M

make <i>v</i>	meat <i>n</i>	monster <i>n</i>	Mr <i>title</i>
man/men <i>n</i>	meatballs <i>n</i>	morning <i>n</i>	Mrs <i>title</i>
mango <i>n</i>	milk <i>n</i>	mother <i>n</i>	mum <i>n</i>
many <i>det</i>	mine <i>pron</i>	motorbike <i>n</i>	music <i>n</i>
mat <i>n</i>	mirror <i>n</i>	mouse/mice <i>n</i>	my <i>poss adj</i>
me <i>pron</i>	Miss <i>title</i>	mouse (computer) <i>n</i>	
me too <i>dis</i>	monkey <i>n</i>	mouth <i>n</i>	

### N

name <i>n</i>	nice <i>adj</i>	nose <i>n</i>	number <i>n</i>
new <i>adj</i>	night <i>n</i>	not <i>adv</i>	
next to <i>prep</i>	no <i>adv + det</i>	now <i>adv</i>	

### O

of <i>prep</i>	old <i>adj</i>	open <i>adj + v</i>	ours <i>pron</i>
oh <i>dis</i>	on <i>prep of place</i>	or <i>conj</i>	
oh dear <i>excl</i>	one <i>det + pron</i>	orange <i>adj + n</i>	
OK <i>adj + dis</i>	onion <i>n</i>	our <i>poss adj</i>	

### P

page <i>n</i>	pear <i>n</i>	pick up <i>v</i>	please <i>dis</i>
paint <i>n + v</i>	pen <i>n</i>	picture <i>n</i>	point <i>v</i>
painting <i>n</i>	pencil <i>n</i>	pie <i>n</i>	polar bear <i>n</i>
paper <i>adj + n</i>	person/people <i>n</i>	pineapple <i>n</i>	poster <i>n</i>
pardon <i>int</i>	pet <i>n</i>	pink <i>adj</i>	potato <i>n</i>
park <i>n</i>	phone <i>n + v</i>	plane <i>n</i>	purple <i>adj</i>
part <i>n</i>	photo <i>n</i>	play <i>v</i>	put <i>v</i>
pea <i>n</i>	piano <i>n</i>	playground <i>n</i>	

### Q

question *n*

### R

radio <i>n</i>	rice <i>n</i>	robot <i>n</i>	ruler <i>n</i>
read <i>v</i>	ride <i>v</i>	room <i>n</i>	run <i>v</i>
really <i>adv</i>	right <i>dis</i>	rubber (US eraser) <i>n</i>	
red <i>adj</i>	right (as in correct) <i>adj</i>	rug <i>n</i>	

### S

sad <i>adj</i>	ship <i>n</i>	skirt <i>n</i>	spider <i>n</i>
sand <i>n</i>	shirt <i>n</i>	sleep <i>v</i>	sport <i>n</i>
sausage <i>n</i>	shoe <i>n</i>	small <i>adj</i>	stand <i>v</i>
say <i>v</i>	shop (US store) <i>n</i>	smile <i>n + v</i>	start <i>v</i>
scary <i>adj</i>	short <i>adj</i>	snake <i>n</i>	stop <i>v</i>
school <i>n</i>	shorts <i>n</i>	so <i>dis</i>	store (UK shop) <i>n</i>
sea <i>n</i>	show <i>v</i>	soccer (UK football) <i>n</i>	story <i>n</i>
see <i>v</i>	silly <i>adj</i>	sock <i>n</i>	street <i>n</i>
See you! <i>excl</i>	sing <i>v</i>	sofa <i>n</i>	sun <i>n</i>
sentence <i>n</i>	sister <i>n</i>	some <i>det</i>	sweet(s) (US candy) <i>n</i>
she <i>pron</i>	sit <i>v</i>	song <i>n</i>	swim <i>v</i>
sheep (s + pl) <i>n</i>	skateboard <i>n</i>	sorry <i>adj + int</i>	
shell <i>n</i>	skateboarding <i>n</i>	spell <i>v</i>	

## Starters Vocabulary List

### T

table <i>n</i>	tennis racket <i>n</i>	they <i>pron</i>	toy <i>n</i>
table tennis <i>n</i>	thank you <i>dis</i>	thing <i>n</i>	train <i>n</i>
tablet <i>n</i>	thanks <i>dis</i>	this <i>det + pron</i>	tree <i>n</i>
tail <i>n</i>	that <i>det + pron</i>	those <i>det + pron</i>	trousers <i>n</i>
take a photo/picture <i>v</i>	the <i>det</i>	throw <i>v</i>	truck (UK lorry) <i>n</i>
talk <i>v</i>	their <i>poss adj</i>	tick <i>n + v</i>	try <i>n + v</i>
teacher <i>n</i>	theirs <i>pron</i>	tiger <i>n</i>	T-shirt <i>n</i>
teddy (bear) <i>n</i>	them <i>pron</i>	to <i>prep</i>	TV/television <i>n</i>
television/TV <i>n</i>	then <i>dis</i>	today <i>adv + n</i>	
tell <i>v</i>	there <i>adv</i>	tomato <i>n</i>	
tennis <i>n</i>	these <i>det + pron</i>	too <i>adv</i>	

### U

ugly <i>adj</i>	under <i>prep</i>	understand <i>v</i>	us <i>pron</i>
-----------------	-------------------	---------------------	----------------

### V

very *adv*

### W

walk <i>v</i>	wave <i>v</i>	where <i>int</i>	with <i>prep</i>
wall <i>n</i>	we <i>pron</i>	which <i>int</i>	woman/women <i>n</i>
want <i>v</i>	wear <i>v</i>	white <i>adj</i>	word <i>n</i>
watch <i>n + v</i>	well <i>dis</i>	who <i>int</i>	would like <i>v</i>
water <i>n</i>	well done <i>dis</i>	whose <i>int</i>	wow! <i>excl</i>
watermelon <i>n</i>	what <i>int</i>	window <i>n</i>	write <i>v</i>

### X

(No words at this level)

### Y

year <i>n</i>	yes <i>adv</i>	young <i>adj</i>	yours <i>pron</i>
yellow <i>adj</i>	you <i>pron</i>	your <i>poss adj</i>	

### Z

zebra <i>n</i>	zoo <i>n</i>
----------------	--------------

## Letters & Numbers

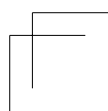
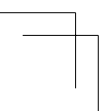
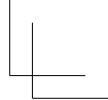
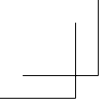
Candidates will be expected to understand and write the letters of the alphabet and numbers 1-20.

## Names

Candidates will be expected to recognise and write the following names:

Alex	Dan	Kim	Nick
Alice	Eva	Lucy	Pat
Anna	Grace	Mark	Sam
Ben	Hugo	Matt	Sue
Bill	Jill	May (as in girl's name)	Tom





Written by: Sue E. Leeward

Published by: TANG-AO BOOK CO., LTD

[www.tangao.com.tw](http://www.tangao.com.tw)

[book@tangao.com.tw](mailto:book@tangao.com.tw)

Copyright © 2021 by TANG-AO BOOK CO., LTD

All rights reserved.

No part of this publication may be reproduced, stored in a retrieval system, or transmitted in any form or by any means without the permission of the publishers.

